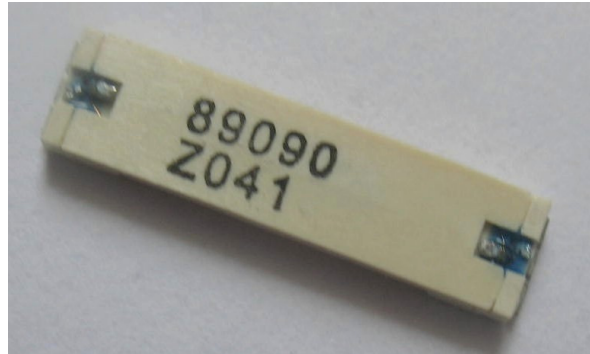
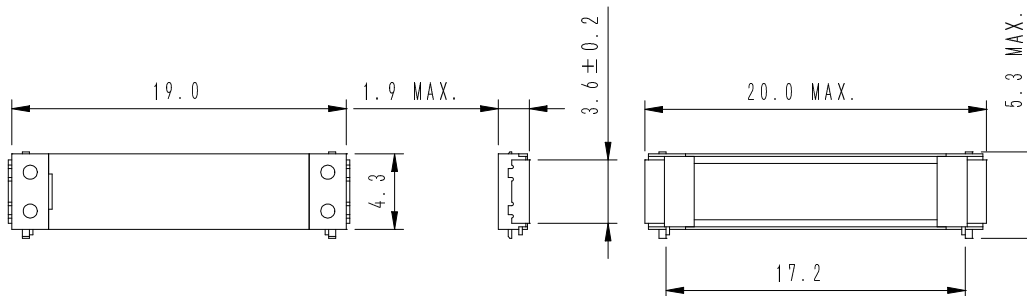
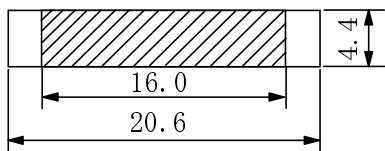
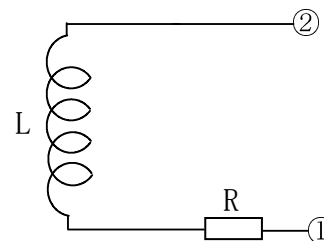


**Type: CAS19D17C**
**◆ Product Description**

- \* 20.0mm Max.×5.3mm Max(L×W), 1.9mm Max. Height.
- \* Operating Temperature: -40°C ~ +85°C.

**◆ Feature**

- \* Thin LF receiver Antenna.
- \* Low profile.
- \* High Sensitivity and Reliability.
- \* RoHS Compliance.


**◆ Mechanical dimensions ( unit: mm )**

**◆ Suggested PCB layout( unit: mm)**

**◆ Schematic diagram**


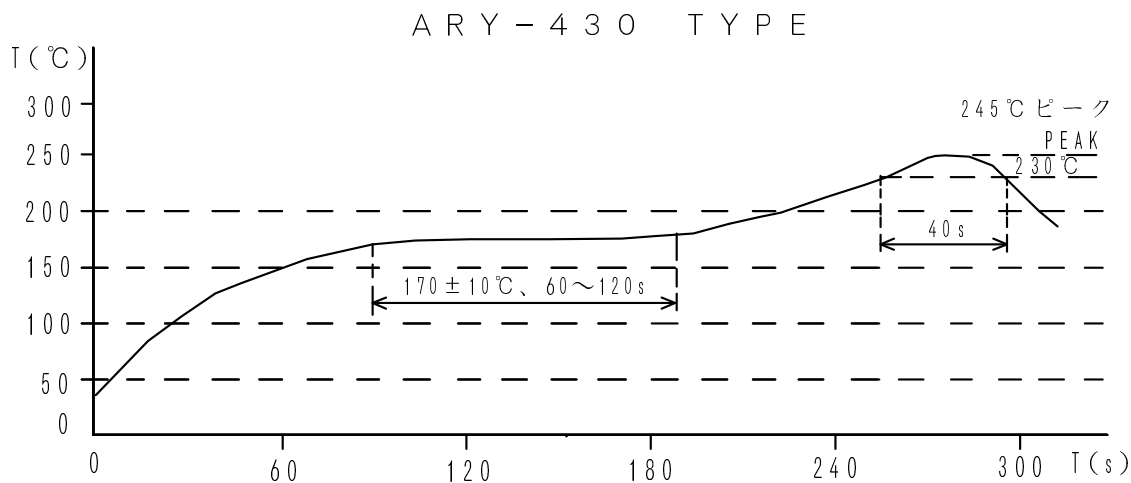
L: Ferrite core coil inductance.

R: Copper resistance.

**Type: CAS19D17C**
**◆ Electrical Characteristics**

Part No.	Inductance	Qu	D.C.R. (Ref.)	SRF	Measuring conditions
CAS19D17C-702	7.0mH±4%	Min.40	82.5Ω	Min. 400kHz	132.45kHz,1V
CAS19D17C-232	2.3mH±4%	Min.30	26.5Ω	Min. 400kHz	125kHz,1V

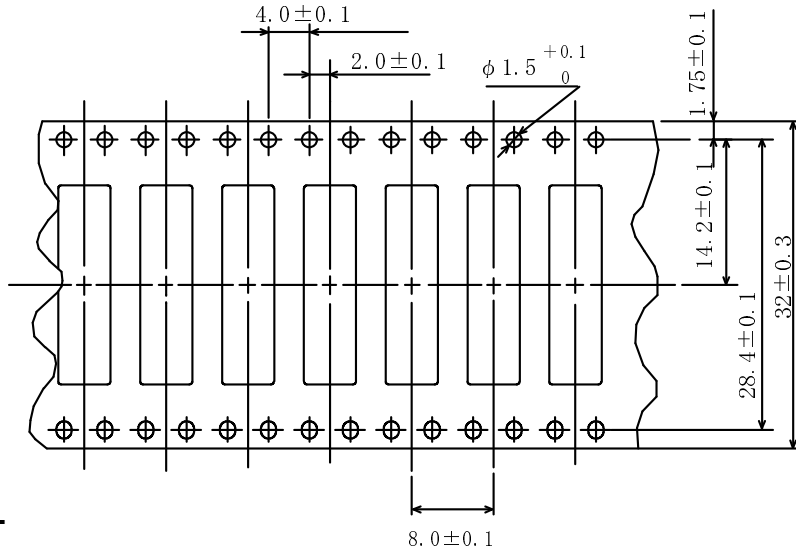
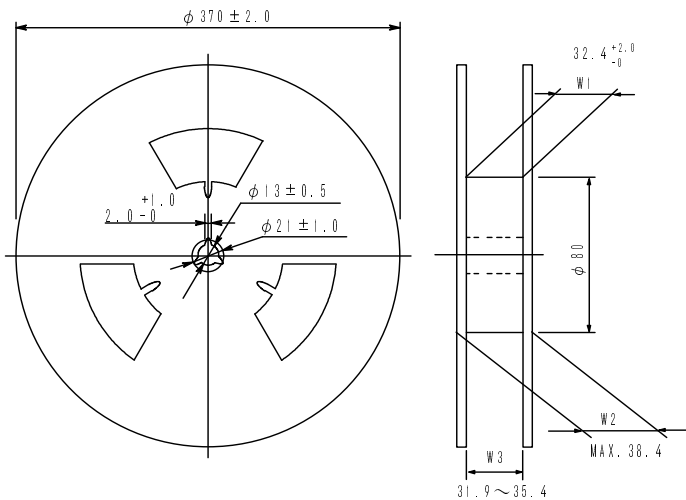
\* It is possible for different inductance value.

**◆ Recommended Reflow profile**


\* Lead Free Reflow Profile.

\* The reflow condition recommended above is according to the machine used by our company.

Big differences will arise as a result of the type of machine, reflow conditions, method, etc used.

**Type: CAS19D17C**
**◆ Packaging specification**
**Taping specification ( According to EIA481 )**

**REEL**

**Packaging: 2000pcs/reel**

Item	Materials
Carrier tape	Polystyrene or Polypropylene
Cover tape	Polyester
Reel	Cardboard

**Taping**
